

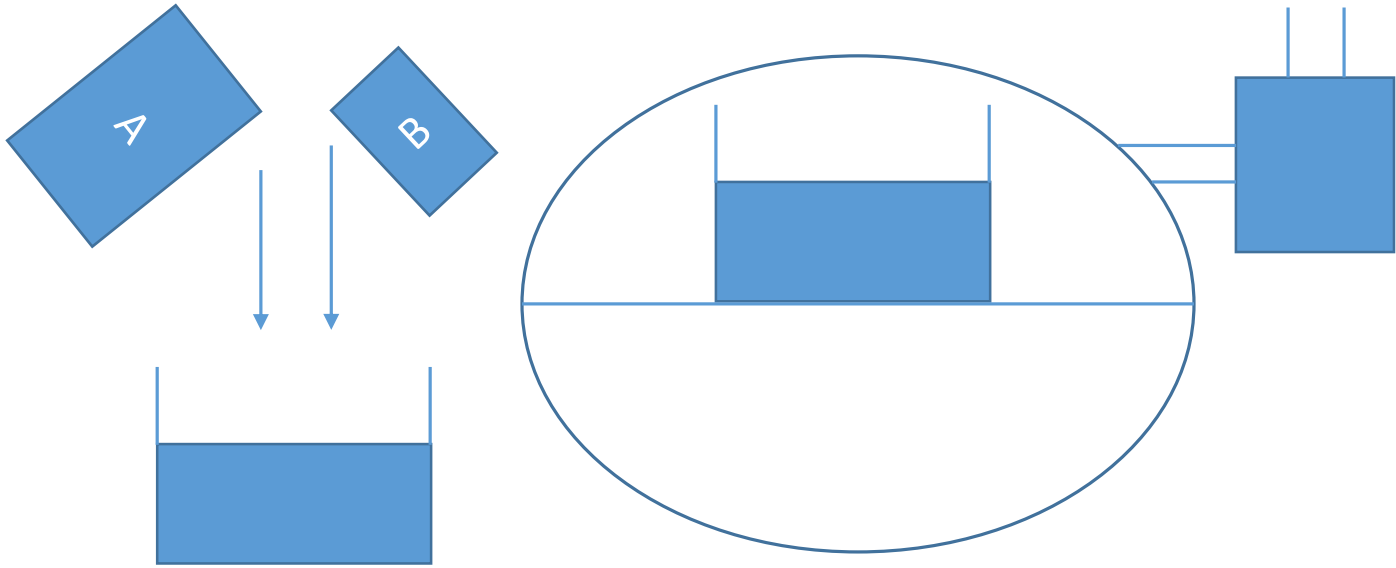
## Dry Couplant Compound

### Instructions for Use

- Ensure you are aware of the Product Safety Data Sheet included with the compound.
- The two components should be thoroughly mixed using a weight ratio of 10 parts base (compound A) to one part curing agent (compound B). Care should be taken to ensure this ratio does not vary by more than +/- 10% since it will affect the physical properties of cured material.
- To ensure bubble free finished coupling piece, it is usually necessary to remove entrapped air from the catalysed material by vacuum de-airing the container for at least several minutes, followed by a visual check that there are no bubbles remaining in the mix (bubbles present in the set couplant will severely degrade its ultrasonic transmission properties).
- The mixed product will have a working life of over 1.5 hours at 25°C. Fully cured in 75 minutes at 100°C.

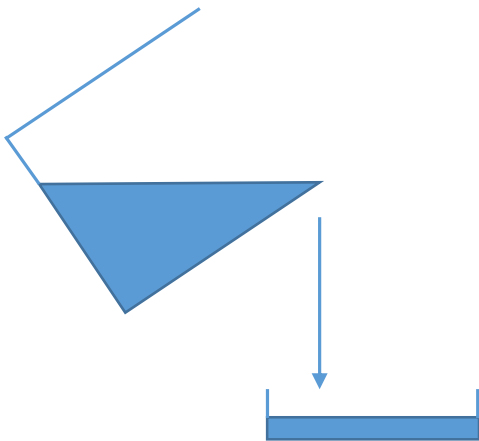
# Dry Couplant Compound Instructions for Use

10:1




(1) Mix Well.

(2) Leave under vacuum for 5 minutes to remove trapped air (recommended).



(3) Pour into mould.



(4) Visually inspect to make sure no trapped air bubbles remain. Warm to 100°C for 75 minutes to ensure complete setting.